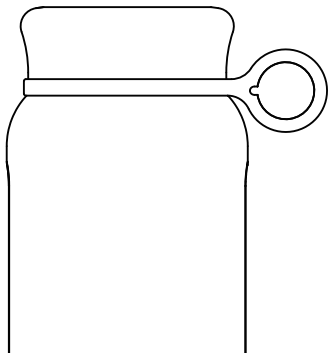


BUYDEEM

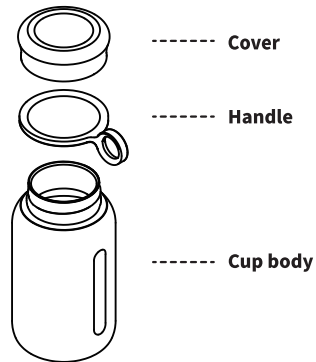


CD1013

Thermal Insulation Cup



Product understand



Cover: Austenitic stainless steel 06cr19ni10, Polypropylene pp plastic, silicone for food contact

Handle: Silicone for food contact

Cup body:

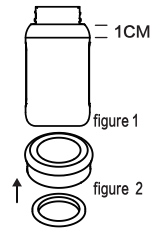
Shell: Austenitic stainless steel

Liner: austenitic stainless steel

Bottom pad: Silicone for food contact

Instructions:

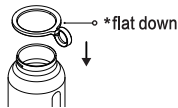
01. Before using for the first time, please clean all parts with a mild neutral detergent. Detergent can be left in the container for 5 minutes, then pour out the water and rinse thoroughly with warm water. Recommended with buydeem's bio-star cleaning cream and cleaning brush.
02. When serving drinks, food and drinks can be stored up to the position shown in Figure 1. Do not overfill, as the liquid may overflow and cause leakage, burns, etc.
03. If cleaning the silicone ring, please make sure to install it properly according to Figure 2 after cleaning to avoid liquid leakage due to improper installation.



Precautions:

01. Do not get close to the heat source and fire source, to avoid any form of direct heating, so as not to cause damage to the vacuum layer, deformation and discoloration of plastic parts, and discoloration of the coating.
02. Do not use disinfection cupboards, dishwashers, steamers or boiling methods to sterilize the insulation cup body and lid, otherwise it may cause poor insulation performance or damage.
03. When hot water is installed, please do not drink directly, so as to avoid burns due to high temperature.
04. Please keep it out of the reach of children to avoid injury and burns.
05. In order to prevent spillage or external splashing, when using the handle, first ensure that the lid of the container is fully tightened. Do not take the handle and drink directly.
06. Do not use abrasive powder, metal cleaning balls, and oil-free cleaners containing chlorine to avoid scratching and corrosion of the product surface. Recommend to use buydeem's cleaning brush.

07. When installing the silicone handle, please refer to the illustration and make sure the plane is facing down to avoid water leakage caused by improper installation.



08. Please avoid dropping, bumping or strong impact on the product, it may cause deformation, damage and affect the thermal insulation function of the product

09. If you put salty food and soup, please remove it within 12 hours and clean the product

10. The following items are prohibited

- Dry ice, carbonated beverages, fermented beverages (so as to avoid the danger of rising the internal pressure and opening the inner lid or spraying liquid)
- Sour plum juice, lemon juice and other acid drinks (may cause poor insulation)
- Milk, dairy products, fruit juice or baby food (to avoid food deterioration caused by long-term constant temperature storage)

Maintenance:

01. After using the product, please wash it with warm water and dry it thoroughly. There should be no residual water in the lid and cup.

02. Do not use bleach to clean the surface of the container, as it may cause the surface coating, patterns or stickers to fall off

03. Do not use abrasive products such as abrasive powder, wire balls, or cleaning agents containing chlorine to avoid scratching or corrosion on the product surface.

04. Do not immerse in water for a long time

05. If it is not used for a long time, it is necessary to clear the dirt, wipe it thoroughly, and store it in a normal temperature and dry environment.

Warranty and service

For the benefit of customers, buydeem reserves the right to modify product features and components to ensure the normal use of the product

Warranty is limited to production defects and damage caused by correct use in accordance with the instructions

If you need more services and information, or have any questions, please call buydeem national service hotline 4008-815-820

Solved by our professional staff

The following conditions are not free to exchange

1. No Three Guarantees Certificate and valid invoice
2. Failure caused by failure to operate in accordance with the instructions
 - A. Damage caused by improper use, storage and maintenance by consumers
 - B. Damage caused by repairs performed by the company's designated maintenance department
 - C. Damage due to force majeure



BUYDEEM
北鼎